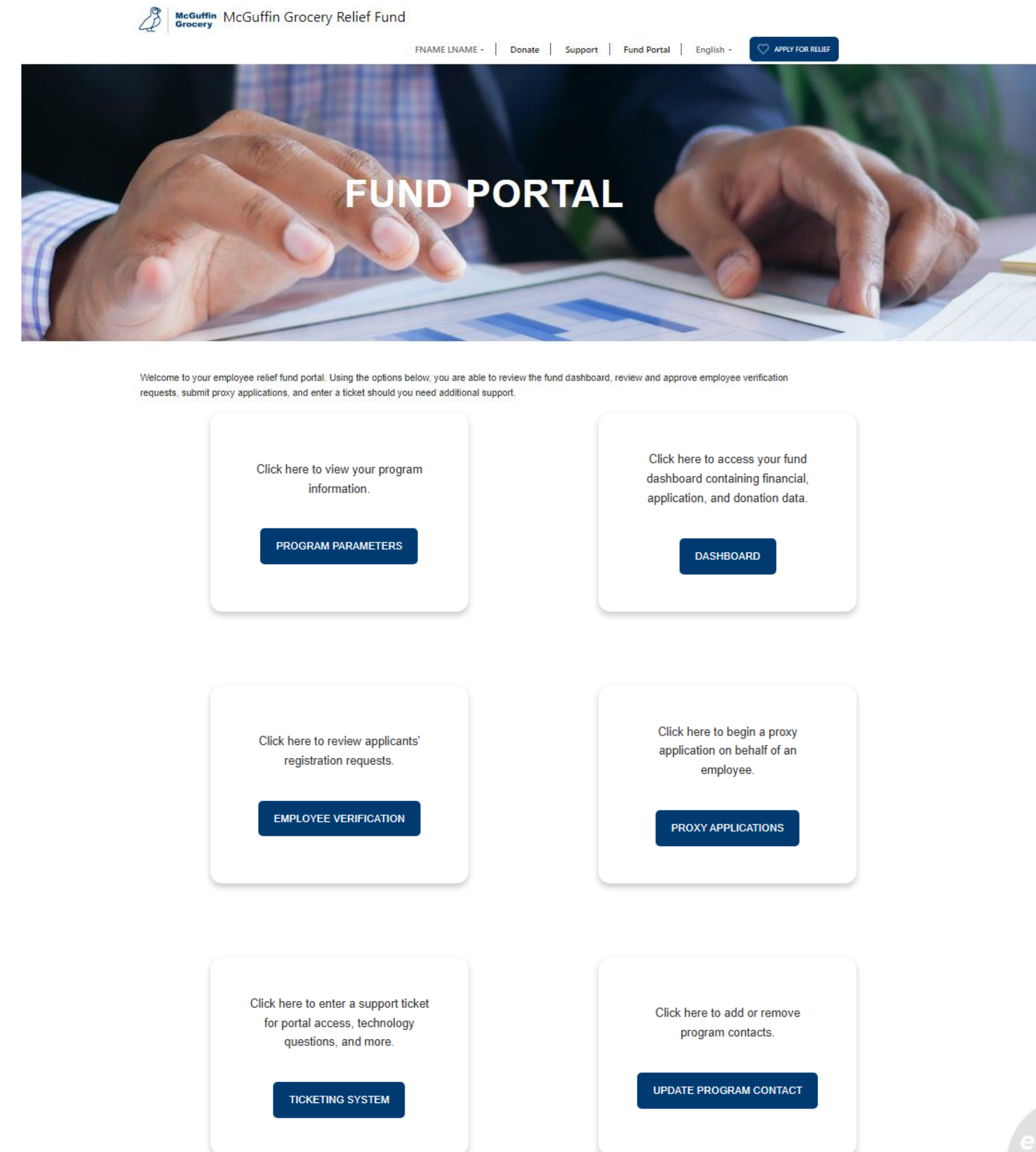




Dashboard Guide

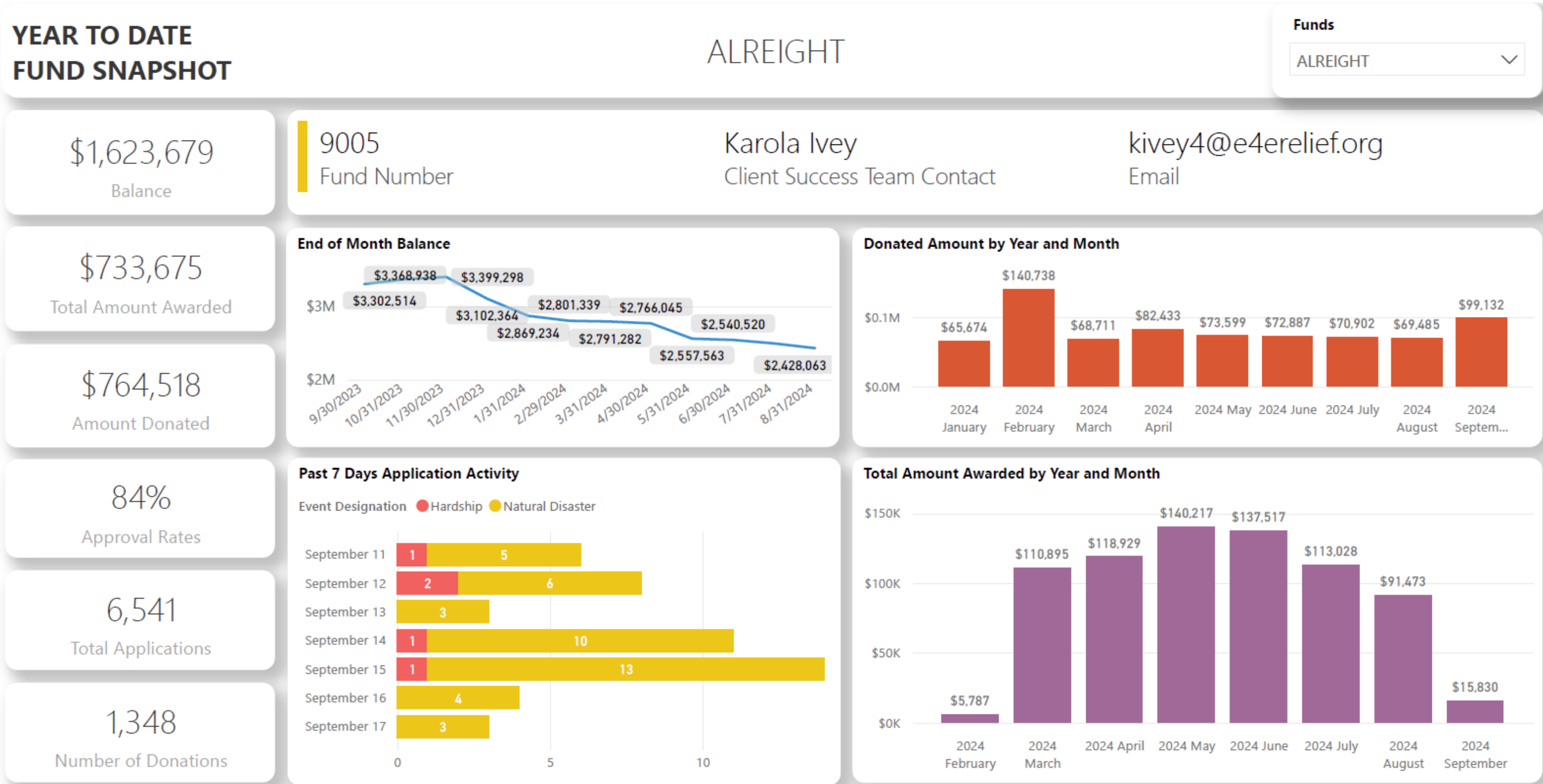
Program Contact Fund Portal

- Program contacts have access to the fund portal, where you can see:
 - Dashboards
 - Program Parameters
 - Employee Verification Requests
 - Proxy Applications
 - Tech support
 - Program update information



Dashboards & Insights - Fund snapshot

The Fund Snapshot is a quick year-to-date look at the data points most frequently requested: fund balance, donations received, and grants awarded.



Dashboards & Insights - Donations overview

The Donations Overview provides data on gifts to the relief fund as well as donor information.

ALRIGHT

Funds

ALRIGHT

DONATIONS OVERVIEW

Donation Date

2/28/202412/30/2024

Donation Type

All

Donation Size

\$1\$2,000,000

\$11,901,318

Amount Donated

1,348

of Donations

\$50

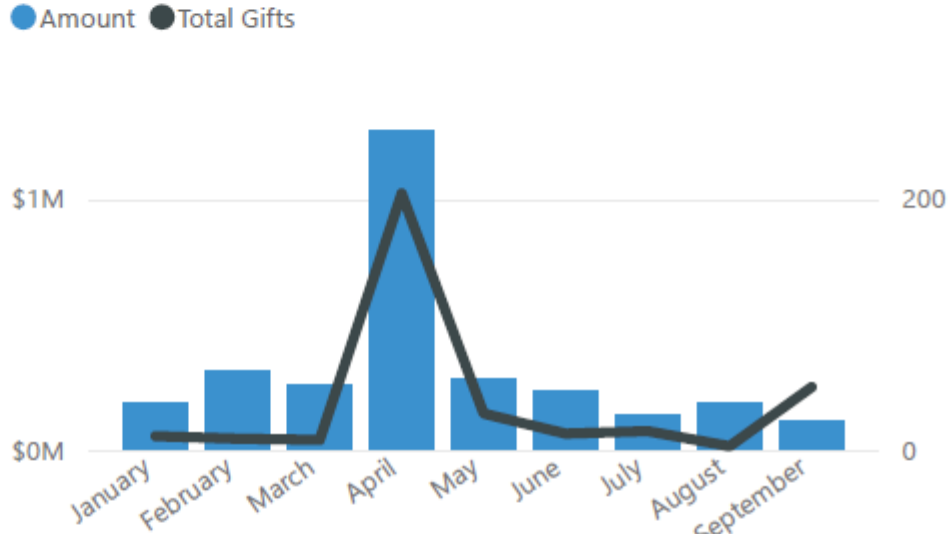
Median Donation

\$8,829

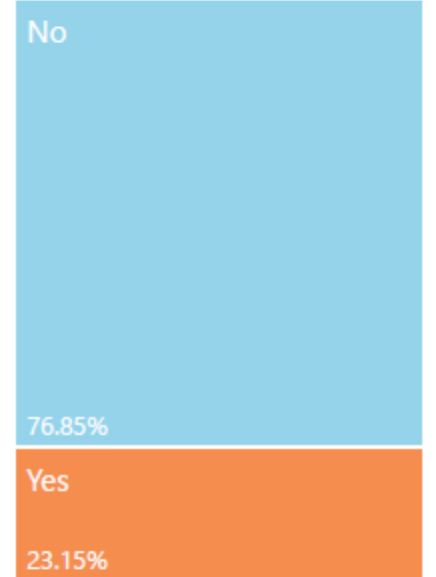
Avg. Amount Donated

Gifts by Year/Quarter/Month

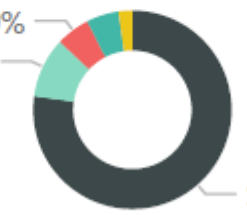
AmountTotal Gifts



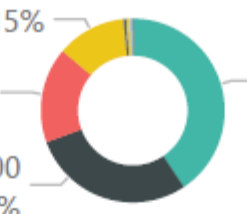
Percent Anonymous



Donation Range (Frequency)



Donation Range (Weight)



Donation Date	Donor Name	Additional Notes	Cause	Donation Amount	Donation Type	Sub Type
3/25/2024	ACH Transfer	ACH Transfer		\$68,710.68	Cash	Cash
4/24/2024	ACH Transfer	ACH Transfer		\$82,433.26	Cash	Cash
5/24/2024	ACH Transfer	ACH Transfer		\$73,599.31	Crypto	Cash
6/24/2024	ACH Transfer	ACH Transfer		\$72,886.54	DAF	Cash
7/24/2024	ACH Transfer	ACH Transfer		\$70,902.43	Cash	Cash
8/23/2024	ACH Transfer	ACH Transfer		\$69,485.3	Cash	Cash
Total				\$764,517.8599...		

Last Refreshed
2025-02-27 03:23 PM

Dashboard data reflects available posted information, and is updated with any new activity at regular intervals daily.
If you have questions about the information, please submit a ticket through your Fund Portal.

Donation Date

Filter lets you view gifts based on the date the gift was made.

Donors to your Fund

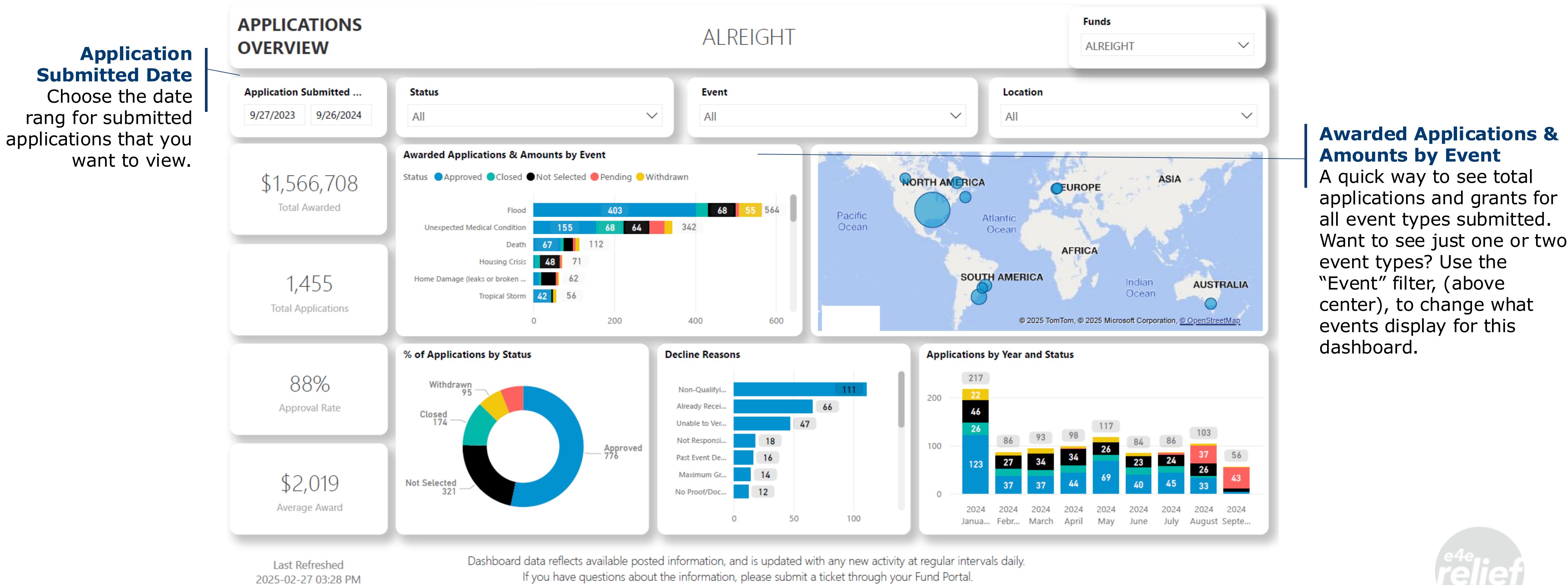
A list of donors who have made gifts to your Emergency Relief Fund will be listed here. Anonymous donors will not have the contact's name or email.

Quick Tip:

Looking for payroll donations? Those gifts will show on the donors to your fund table as a gift(s) from your company. E4E Relief does not input individual donor data for payroll donations. For payroll donation details, please check with your 3rd party vendor or payroll department.

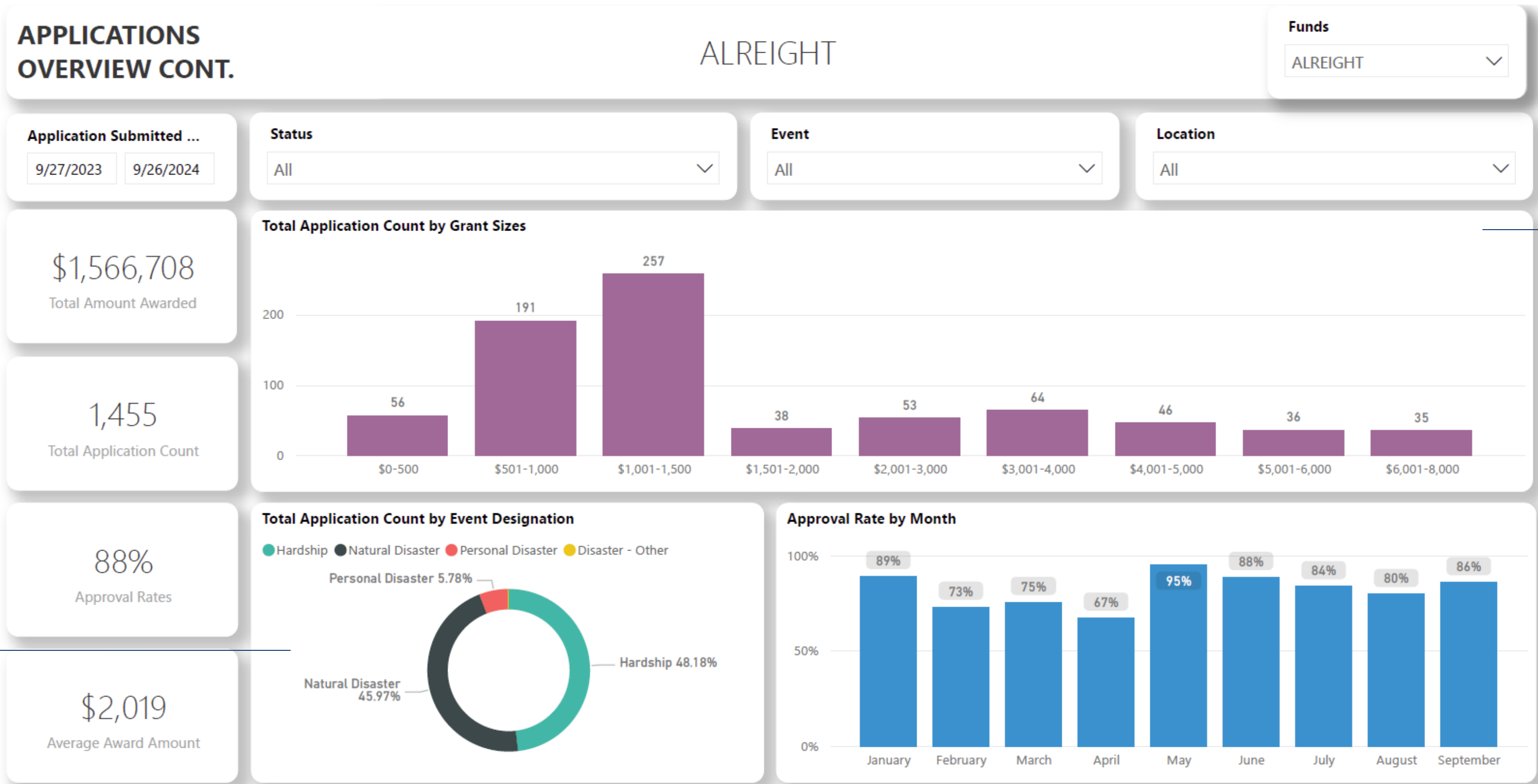
Dashboards & Insights - Applications overview

The Applications Overview provides a consolidated view of application and grant activity, offering the ability to drill down by event type and status.



Dashboards & Insights - Applications overview

An additional Applications Overview panel with supplementary grant information.



Total Count by Grant Size
A summary showing grant amounts, broken down by award ranges. Can be filtered in the same manner as the previous dashboard.

Total Count By Event Designation
A dynamic chart displaying the percent of grants by event.

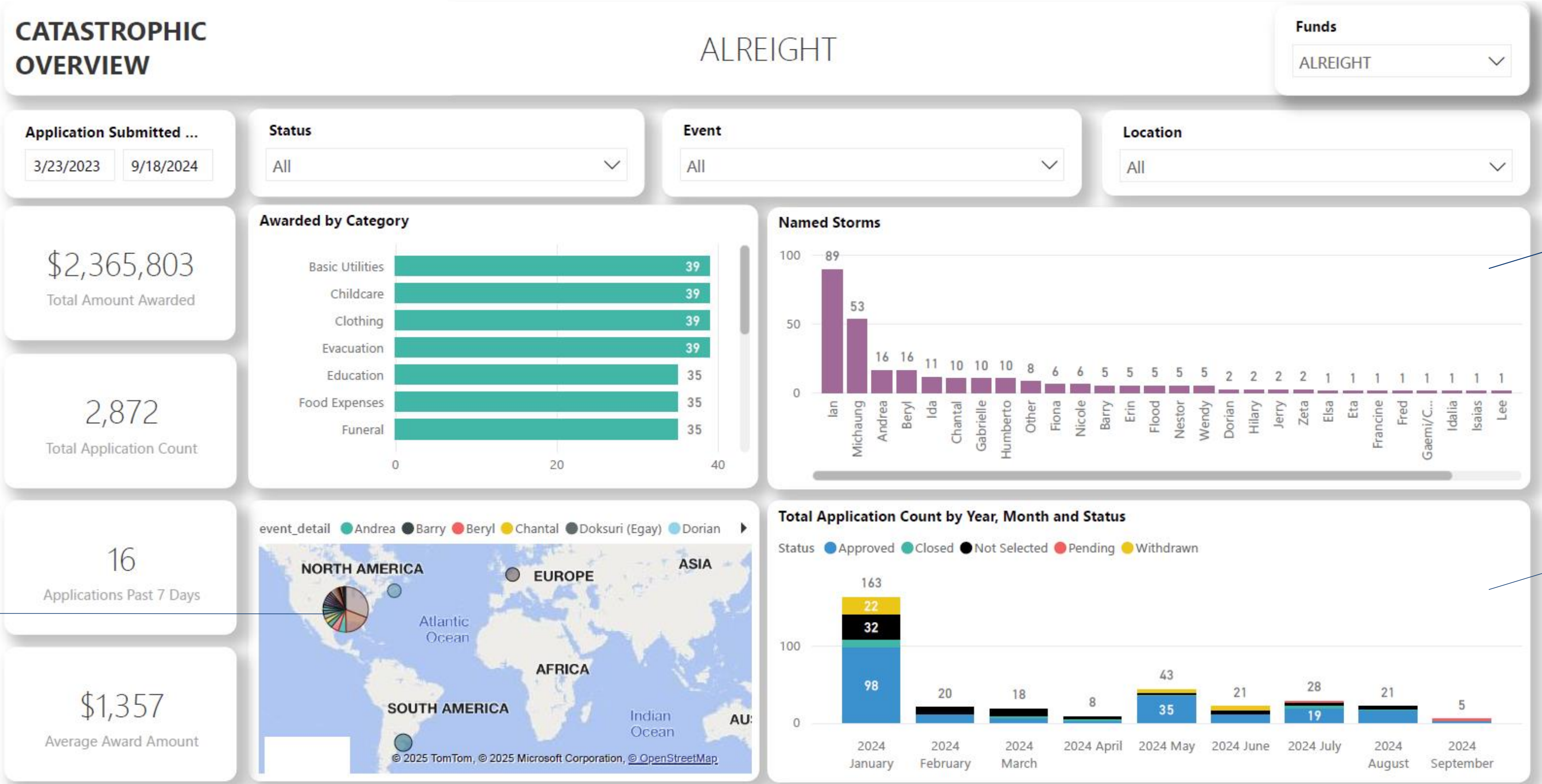
Last Refreshed
2025-02-27 03:28 PM

Dashboard data reflects available posted information, and is updated with any new activity at regular intervals daily.
If you have questions about the information, please submit a ticket through your Fund Portal.



Dashboards & Insights - Catastrophic overview

The catastrophic overview provides a look into disaster awards only for your program including location, award and disaster type.



Named Storms

Big picture overview of named events, that impacted your employees, as covered by your program.

Total Application Count

Timeline breakdown of various award statuses.

Dashboard data reflects available posted information, and is updated with any new activity at regular intervals daily. If you have questions about the information, please submit a ticket through your Fund Portal.



Dashboards & Insights - Financial statement

The Financial Overview highlights the information most relevant for your fund in a manner that is readily accessible.

Period Start & End Date
The financial allocations are completed on a monthly basis and allow for customizable data ranges for the available period.

Summary of Fund Activities
Fund activity during the statement period and year-to-date, including contributions, investment earnings, grants and other related expenses.

FINANCIAL STATEMENT

ALREIGHT

PERIOD START & END DATE

6/1/20249/30/2024

FUND INFORMATION

ALREIGHTFund Name

February 10, 2021Date Established

9005FundId

CLIENT SUCCESS TEAM CONTACT

kivey4@e4erelief.orgRMEEmail

Karola IveyClient Success Team Contact

SUMMARY OF FUND ACTIVITIES

Fund Activities may be queried through the Last Released Period.

	Period	YTD
Beginning Balance	\$2,557,563	\$3,263,338
Contributions	\$421,685	\$786,986
Grants Approved	(\$442,284)	(\$1,199,583)
Transfers In/Out		\$4,000
Administrative Fees	(\$49,350)	(\$232,975)
Other Expenses	(\$59)	(\$141)
Ending Balance	\$2,505,793	\$2,505,793

End of Month Balance

Period	Balance
10/31/2023	\$3,368,938.3
11/30/2023	\$3,399,297.88
12/31/2023	\$3,102,364.34
1/31/2024	\$2,869,234.06
2/29/2024	\$2,801,339.45
3/31/2024	\$2,791,281.61
4/30/2024	\$2,766,045.15
5/31/2024	\$2,557,563.07
6/30/2024	\$2,540,519.96
7/31/2024	\$2,492,658.88
8/31/2024	\$2,428,062.76
9/30/2024	\$2,505,793.13

FUNDS

ALREIGHT

\$1,623,679

Current Balance

9/30/2024

Last Release Period

All information on this page, except for Current Balance, is update monthly.
If you have questions about the information, please submit a ticket through your Fund Portal.

Last Released Period
The current available period for all allocations. For this Dashboards' filter, the Period End Date cannot be after the date noted here.

CONFIDENTIAL & PROPRIETARY

8

Dashboards & Insights - Processed application data

The additional program data is a detailed archive of each closed application, searchable via filters and categories for more nuanced reporting.

Application Status

How was the application resolved? Filter here to look specifically for withdrawn, approved, etc.

Share Story

This is a list of employees who have provided permission for E4E Relief to let their Company know they received a grant. You can feel free to reach out to these employees and create stories to raise awareness of how the program is helping your employees.

Event Type & Event Name

Looking for Unexpected Medical applications? Or combing through Hurricane awards? These sections provide those details.

ADDITIONAL PROGRAM DATA

MYOWNK

Funds
All

Application Submitted Date
7/2/2024 9/26/2024

Status
All

Event
All

Location
All

Processed Applications

ID	Status	Country	State	Total Amount Awarded	Received Date	Event	Named Event	Applying on Behalf
6306F01B-9E08-EF11-A601-000D3A60B661	Pending	United States	Not Provided		Thursday, September 26, 2024	Housing Crisis		Myself
C8C806E0-0E0A-EF11-A601-0C1E631A4E03	Pending	United States	Not Provided		Tuesday, September 24, 2024	Unexpected Medical Condition		Myself
C3D40038-410A-EF11-A601-60468DD840AA	Pending	Philippines	Not Provided		Tuesday, September 24, 2024	Unexpected Medical Condition		Myself
6964B0D8-3A0A-EF11-A601-0C1E63088FE3	Pending	United States	Not Provided		Tuesday, September 24, 2024	Crime		Myself
9BED13F6-DF09-EF11-A601-60468DD840AA	Pending	Philippines	Not Provided		Monday, September 23, 2024	Unexpected Medical Condition		Myself
AC03808F-9109-EF11-A601-0C1E631A4E03	Pending	Philippines	Not Provided		Monday, September 23, 2024	Unexpected Medical Condition		Myself

Applicant Information Sharing Story

Name	Application Date	Employee ID	Phone Number	Country	Event	Award Amount
Belyk, Remen	Wednesday, March 2, 2022	Not Provided		Czech Republic	Complex Humanitarian Emergency	\$1,000
Deelsp, Deneel	Tuesday, March 1, 2022	Not Provided	911-173-7513	United States	Complex Humanitarian Emergency	\$1,000
Eleksyeyeve, Eryne	Monday, February 28, 2022	Not Provided		United States	Complex Humanitarian Emergency	\$1,000
Espepev, Nedeye	Thursday, March 31, 2022	Not Provided		Ireland	Complex Humanitarian Emergency	\$1,000
Redynchenke, Eileee	Tuesday, March 1, 2022	Not Provided		Czech Republic	Complex Humanitarian Emergency	\$375
Vershynene, Vekpereee	Thursday, March 17, 2022	Not Provided		United States	Complex Humanitarian Emergency	\$1,000
Beipespe, Wendy	Saturday, August 12, 2023	Not Provided		United States	Crime	\$1,322

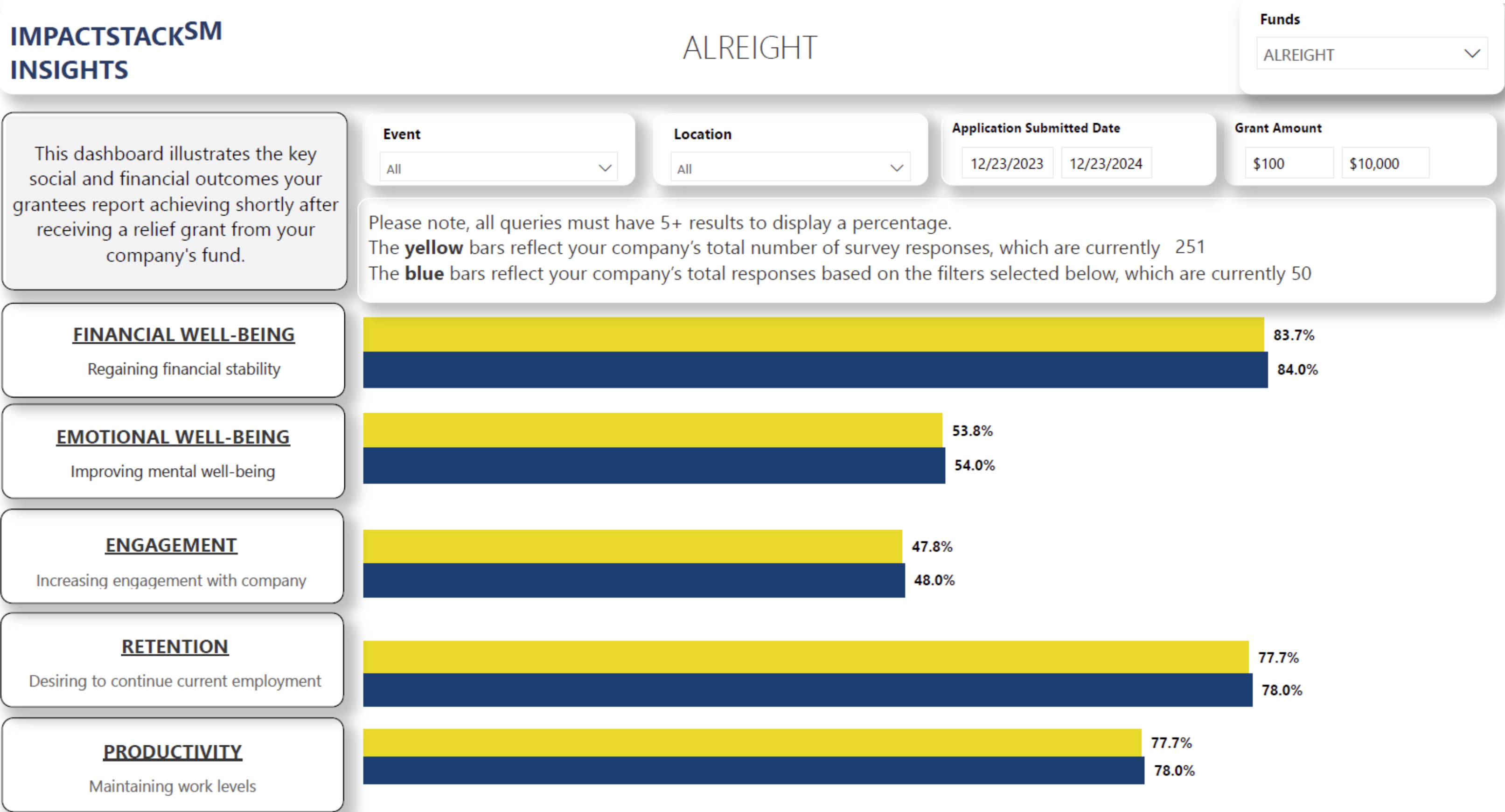
Last Refreshed
05/01/2025 05:37 PM EST

Dashboard data reflects available posted information, and is updated with any new activity at regular intervals daily.
If you have questions about the information, please submit a ticket through your Fund Portal.



Dashboards & Insights - ImpactStackSM

Impact research tells a powerful story about what happens when companies support their people during disasters and hardships.



Impact data is updated monthly

Please visit www.e4erelief.org/impact for more information about E4E Relief's ImpactStackSM





Thank you